

Scaled data based on original data using
LM-79-08 Approved Method: Electrical and Photometric Measurements of Solid-
State Lighting Products

Test Report Prepared for
Cooper Lighting Solutions
(formerly Eaton)

Brand: STREETWORKS

Report Number: P268190

Luminaire Tested: **GAN-AF-01-LED-U-SL2-7027-1200**

Issue Date: 3/3/2020

Test Information

Test Method: LM-79-08
Report Number: P268190
TEST IS SCALED FROM IESNA LM-79-08 TEST DATA (P24286)
Test Lab: INNOVATION CENTER P2
Issue Date: 3/3/2020
Manufacturer: COOPER LIGHTING SOLUTIONS (FORMERLY EATON)
Product Line: STREETWORKS
Catalog Number: GAN-AF-01-LED-U-SL2-7027-1200
Description: GALLEON AREA AND ROADWAY LUMINAIRE
(1) 70 CRI, 2700K, 1200mA LIGHTSQUARE WITH 16 LEDS EACH AND TYPE II SPILL
LIGHT ELIMINATOR OPTICS
Light Source: -
Ballast/Driver: ELECTRONIC DRIVER

Summary

Lumens per Lamp: N/A
Luminaire Lumens: 5818.2 lumens
Efficiency: N/A
Efficacy: 86.8 lumens/watt
Luminous Opening: Rectangular (W 0.5' x L: 0.5' x H: 0')
IES Classification: Type II - Short - Semi-Cutoff
BUG Rating: B1 - U0 - G2

Input Watts (W): 67
Input Voltage (V): NR
Input Current (Ain): NR
Voltage Rise (V): NR
Power Factor: NR
Total Harmonic Distortion (THDi): NR
Frequency (hertz): 60
Stabilization Time: NR
Operation Time: NR
Ambient Temperature (°C): NR
Test Distance: 28.75 FT

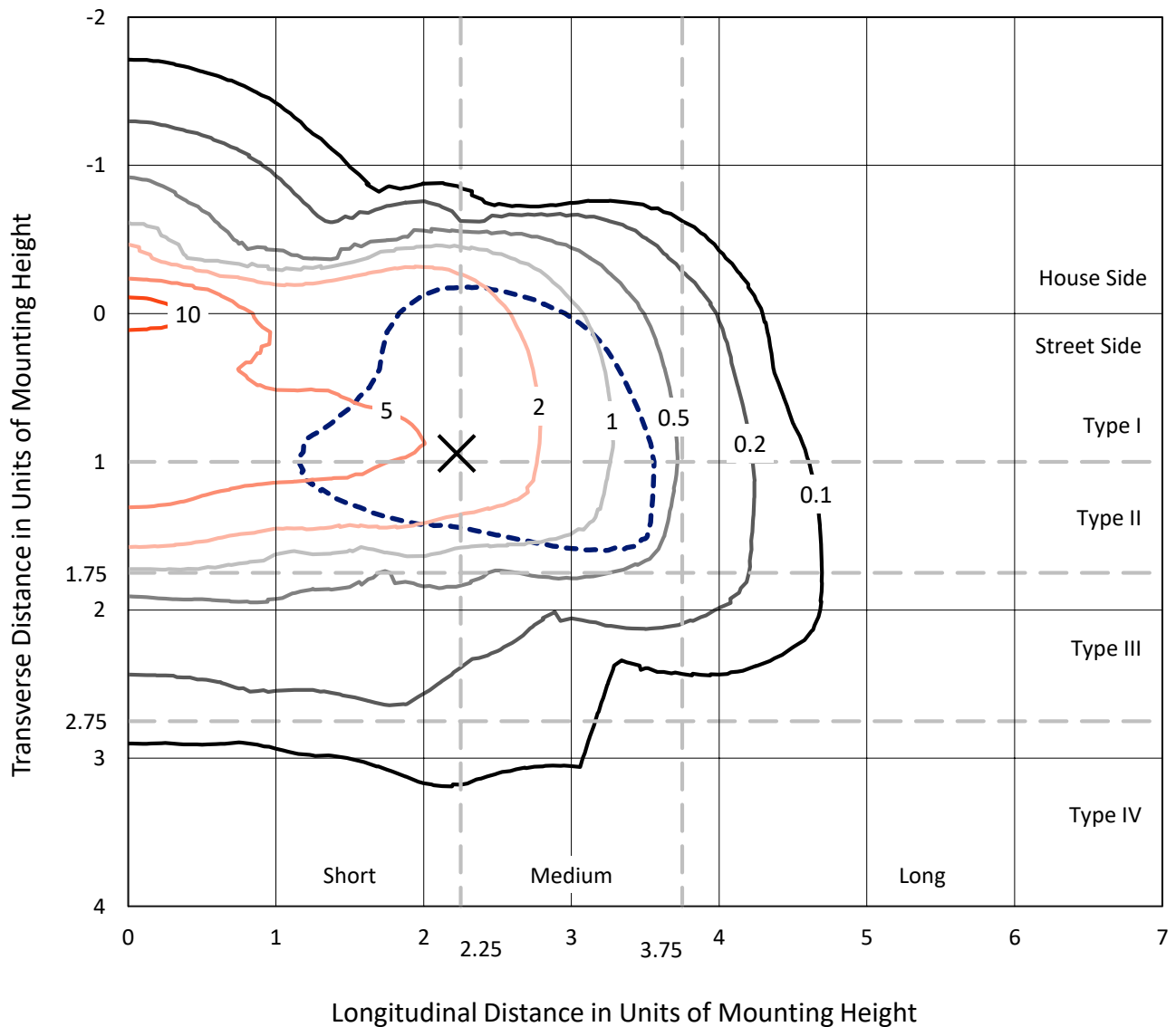


REPORT NUMBER: P268190

CATALOG NUMBER: GAN-AF-01-LED-U-SL2-7027-1200

Iso-Footcandle Lines of Horizontal Illumination

× Max cd
 - - - 1/2 Max cd

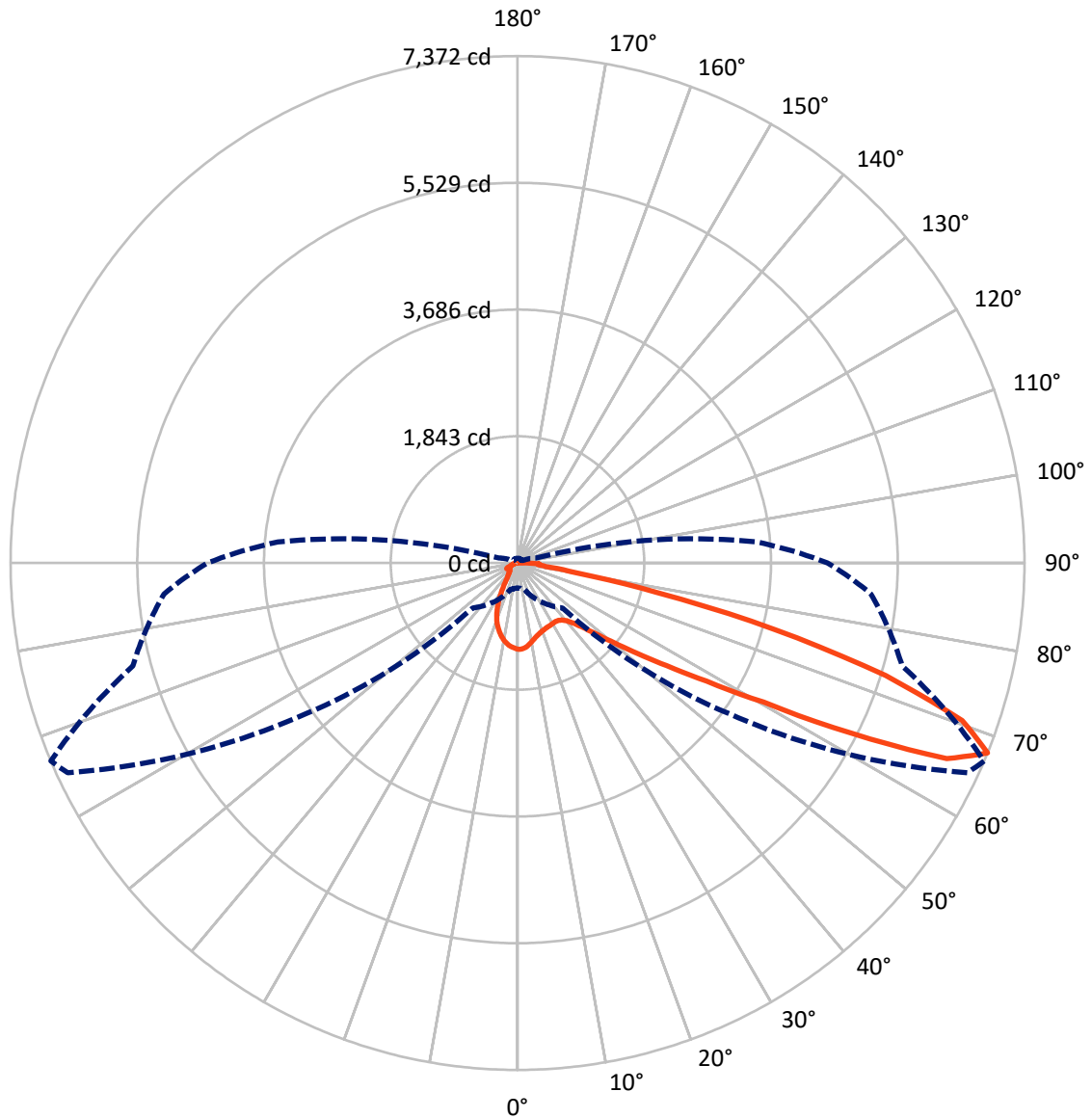


Based on 10 foot mounting height. Maximum calculated value = 12.6 fc
 Type II - Short - Semi-Cutoff

REPORT NUMBER: P268190

CATALOG NUMBER: GAN-AF-01-LED-U-SL2-7027-1200

Luminous Intensity Polar Plot



— Vertical Plane Through 67-Deg Lateral - - - Horizontal Cone Through 67.5-Deg Vertical



REPORT NUMBER: P268190

CATALOG NUMBER: GAN-AF-01-LED-U-SL2-7027-1200

FLUX DISTRIBUTION:

		Downward	Upward	Total
House Side	Lumens	964.0	0.0	964.0
	% Fixture	16.6	0.0	16.6
Street Side	Lumens	4854.2	0.0	4854.2
	% Fixture	83.4	0.0	83.4
Total	Lumens	5818.2	0.0	5818.2
	% Fixture	100.0	0.0	100.0

ZONAL LUMENS:

Zone	Lumens	% Fixture
0°-10°	107.1	1.8
10°-20°	247.7	4.3
20°-30°	335.8	5.8
30°-40°	477.4	8.2
40°-50°	798.7	13.7
50°-60°	1263.5	21.7
60°-70°	1609.6	27.7
70°-80°	843.1	14.5
80°-90°	135.2	2.3
90°-100°	0.0	0.0
100°-110°	0.0	0.0
110°-120°	0.0	0.0
120°-130°	0.0	0.0
130°-140°	0.0	0.0
140°-150°	0.0	0.0
150°-160°	0.0	0.0
160°-170°	0.0	0.0
170°-180°	0.0	0.0
0°-90°	5818.2	100.0
0°-180°	5818.2	100.0

Coefficient of Utilization



REPORT NUMBER: P268190

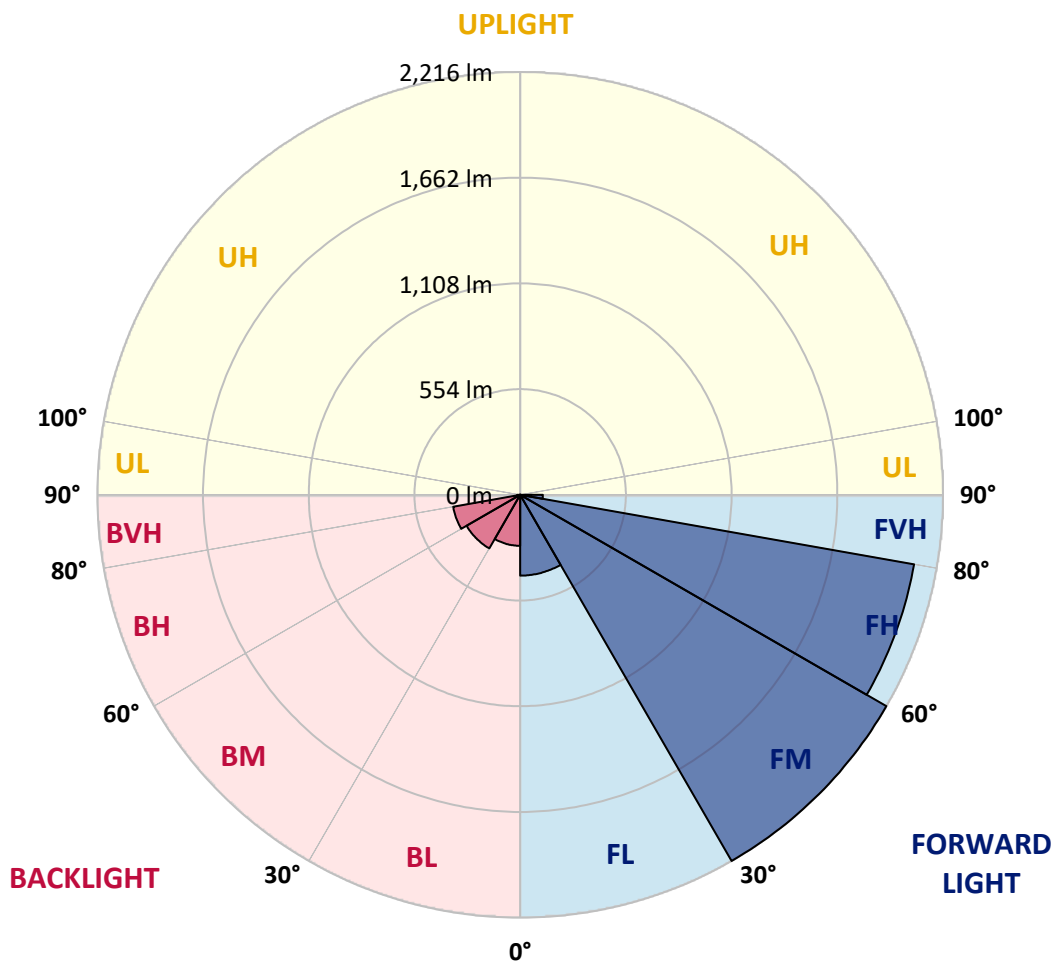
CATALOG NUMBER: GAN-AF-01-LED-U-SL2-7027-1200

LUMINAIRE CLASSIFICATION SYSTEM LUMEN TABLE AND BUG RATING:

Zone	Lumens	% Fixture	Zone Rating/Lumen Limit		
			B	U	G
FL (0°-30°)	423.4	7.3			
FM (30°-60°)	2215.7	38.1			
FH (60°-80°)	2096.2	36.0			G2/5000
FVH (80°-90°)	118.9	2.0			G2/225
BL (0°-30°)	267.2	4.6	B1/500		
BM (30°-60°)	323.9	5.6	B1/1000		
BH (60°-80°)	356.5	6.1	B1/500		G1/500
BVH (80°-90°)	16.3	0.3			G1/100
UL (90°-100°)	0.0	0.0		U0/0	
UH (100°-180°)	0.0	0.0		U0/0	

BUG Rating: B1-U0-G2

Type II Short





REPORT NUMBER: P268190

CATALOG NUMBER: GAN-AF-01-LED-U-SL2-7027-1200

CANDELA DISTRIBUTION (FULL):

	0°	5°	15°	25°	35°	45°	55°	65°	67°	75°	85°
0°	1255.0	1255.0	1255.0	1255.0	1255.0	1255.0	1255.0	1255.0	1255.0	1255.0	1255.0
2.5°	1203.3	1205.3	1211.6	1215.6	1233.7	1241.5	1246.9	1252.3	1253.2	1255.8	1253.2
5°	1077.1	1081.4	1093.1	1106.4	1141.3	1169.0	1197.9	1228.1	1233.5	1253.0	1258.4
7.5°	979.2	978.2	987.9	1003.6	1039.5	1077.6	1128.5	1188.4	1200.1	1244.1	1265.4
10°	907.7	907.0	917.3	933.6	967.7	1003.9	1061.3	1143.4	1160.0	1230.0	1271.9
12.5°	854.9	855.2	865.6	883.8	918.4	954.9	1013.1	1099.7	1120.9	1213.7	1278.7
15°	820.1	822.3	830.7	849.8	883.8	920.1	977.3	1067.0	1090.8	1200.8	1286.6
17.5°	808.2	812.0	814.9	828.9	857.9	894.4	950.2	1042.9	1068.2	1191.8	1293.4
20°	819.2	823.4	817.9	822.8	841.3	873.4	929.0	1024.0	1049.8	1181.8	1294.3
22.5°	866.0	869.9	853.8	839.8	838.7	858.2	911.5	1009.1	1035.7	1174.4	1294.5
25°	948.3	950.9	923.8	891.2	859.3	852.8	899.3	998.7	1027.1	1167.7	1289.1
27.5°	1049.3	1051.2	1020.3	972.1	908.0	865.6	894.9	992.7	1022.4	1162.0	1279.9
30°	1172.1	1181.5	1139.9	1079.1	985.8	903.8	903.4	989.6	1016.8	1152.3	1261.8
32.5°	1297.7	1301.7	1273.1	1211.4	1090.5	970.9	927.6	991.9	1015.4	1140.5	1238.9
35°	1425.2	1430.3	1411.6	1362.0	1233.7	1069.3	974.7	1005.4	1024.2	1136.4	1222.9
37.5°	1590.1	1596.9	1571.1	1513.7	1408.0	1202.8	1053.1	1039.2	1051.6	1147.9	1217.9
40°	1850.9	1847.8	1772.3	1686.7	1598.4	1373.5	1164.9	1096.7	1103.7	1185.0	1232.8
42.5°	2154.4	2146.7	2016.8	1882.5	1807.8	1580.1	1313.0	1196.2	1194.7	1257.8	1285.4
45°	2396.6	2390.3	2273.3	2107.8	2048.0	1815.4	1504.3	1344.6	1333.9	1373.5	1382.3
47.5°	2527.7	2528.0	2460.5	2325.4	2324.1	2114.3	1750.2	1559.1	1540.8	1559.4	1549.9
50°	2481.8	2487.9	2480.7	2437.6	2575.9	2506.2	2071.2	1858.4	1821.4	1839.6	1803.3
52.5°	2259.7	2267.5	2310.0	2375.9	2681.8	2979.9	2542.9	2230.2	2187.2	2180.5	2140.1
55°	1866.0	1875.7	1962.3	2141.6	2593.8	3298.0	3287.2	2704.2	2635.6	2573.4	2556.1
57.5°	1286.3	1302.1	1441.5	1707.8	2308.9	3394.2	4173.4	3380.0	3240.5	3022.9	3027.0
60°	725.0	743.3	907.7	1149.7	1733.9	3289.9	4847.8	4403.3	4108.9	3549.5	3579.2
62.5°	461.1	480.9	605.6	798.8	1040.3	2727.4	5124.0	5826.1	5452.4	4198.5	4227.8
65°	373.2	381.9	440.7	659.4	755.5	1643.2	4914.3	6998.2	6858.7	5022.2	4885.6
67.5°	364.4	367.2	397.7	553.4	724.5	923.5	3919.8	7217.4	7372.0	5791.5	5159.7
70°	360.1	370.1	448.2	528.3	693.9	779.0	2355.5	6616.6	6860.7	5992.6	4795.0
72.5°	174.7	174.1	225.6	477.7	781.5	807.9	1210.2	5353.5	5598.6	5191.8	3940.2
75°	140.9	128.8	123.1	175.0	751.4	834.3	771.3	3683.7	3861.1	3480.9	2422.2
77.5°	133.7	119.4	109.4	109.7	317.6	884.8	653.2	2038.9	2090.4	1572.4	663.7
80°	110.8	97.6	90.4	101.9	153.8	842.7	706.3	922.6	846.7	386.2	221.0
82.5°	76.8	70.0	68.0	85.5	123.1	600.4	821.4	495.8	415.7	193.3	136.4
85°	49.0	42.0	46.5	62.3	95.8	277.1	846.2	386.5	307.3	122.8	76.8
87.5°	22.6	18.3	22.9	34.5	62.5	95.5	805.2	434.2	316.5	64.9	48.5
90°	0.0	0.0	0.0	0.0	0.0	0.0	0.0	0.0	0.0	0.0	0.0



REPORT NUMBER: P268190

CATALOG NUMBER: GAN-AF-01-LED-U-SL2-7027-1200

CANDELA DISTRIBUTION (continued):

	90°	95°	105°	115°	125°	135°	145°	155°	165°	175°	180°
0°	1255.0	1255.0	1255.0	1255.0	1255.0	1255.0	1255.0	1255.0	1255.0	1255.0	1255.0
2.5°	1255.6	1250.1	1245.8	1237.8	1228.9	1220.3	1212.5	1202.8	1199.9	1197.4	1201.4
5°	1259.6	1254.2	1238.4	1213.7	1186.4	1160.9	1135.4	1113.4	1100.1	1092.6	1096.9
7.5°	1265.6	1257.8	1225.2	1179.8	1130.7	1086.1	1039.8	1002.8	975.5	962.7	966.3
10°	1271.0	1256.1	1202.8	1134.7	1063.1	996.5	923.5	863.4	818.5	795.0	800.7
12.5°	1273.3	1249.5	1171.5	1078.5	980.1	882.6	775.2	685.1	620.9	597.4	592.5
15°	1275.7	1242.0	1137.1	1014.5	880.0	742.0	591.7	483.7	430.4	418.6	416.1
17.5°	1276.2	1229.2	1098.1	945.0	762.7	574.6	404.5	336.0	336.2	355.2	357.4
20°	1270.2	1209.9	1050.7	858.7	622.0	397.4	277.8	266.0	309.2	356.6	362.3
22.5°	1256.4	1184.3	996.9	758.0	461.1	261.6	215.0	227.8	283.8	341.7	348.4
25°	1238.9	1153.5	933.6	641.3	305.2	187.0	180.2	196.0	233.7	272.5	276.3
27.5°	1215.0	1116.8	862.5	507.5	198.3	154.1	158.7	169.3	184.8	201.9	203.7
30°	1184.3	1072.8	786.5	370.1	149.7	138.6	145.2	150.9	157.6	167.3	168.2
32.5°	1149.1	1030.6	708.5	255.7	132.8	130.6	135.7	138.6	143.8	149.7	150.3
35°	1119.6	990.4	627.5	180.7	125.7	124.5	128.0	129.0	133.9	140.6	141.2
37.5°	1102.6	957.8	544.1	145.7	120.8	119.0	121.1	121.1	128.0	137.7	139.1
40°	1103.7	939.6	460.6	131.7	116.8	114.4	114.8	114.8	123.6	134.2	135.1
42.5°	1135.1	944.3	386.5	126.2	113.6	111.0	109.7	110.4	117.9	124.9	125.4
45°	1208.5	976.6	317.0	122.8	110.4	109.7	106.4	106.2	109.1	112.2	112.2
47.5°	1329.0	1040.6	270.0	120.6	107.8	107.5	103.8	100.2	99.8	101.0	101.0
50°	1525.0	1150.8	238.4	117.9	106.2	103.8	99.5	93.9	91.7	92.6	92.6
52.5°	1818.8	1347.4	226.4	114.4	102.4	98.8	93.9	88.0	86.3	86.6	86.6
55°	2204.1	1649.2	224.7	110.4	98.5	92.3	88.4	84.1	82.0	82.6	82.6
57.5°	2675.0	2066.7	255.4	104.2	93.0	86.1	83.8	80.8	79.5	80.4	80.0
60°	3247.4	2613.0	378.7	97.6	87.6	80.4	80.4	78.1	76.8	77.8	77.4
62.5°	3906.6	3240.5	532.5	92.6	81.7	75.7	76.8	75.7	74.6	75.2	74.9
65°	4491.3	3649.4	498.6	88.9	76.0	71.4	73.4	72.9	72.0	72.7	72.4
67.5°	4508.4	3497.8	280.0	84.9	70.5	67.2	70.0	69.7	69.2	69.7	69.3
70°	4023.5	2953.5	157.8	77.4	64.9	62.0	65.9	65.7	65.1	66.3	65.9
72.5°	3223.5	2143.3	115.3	68.4	59.1	56.6	61.2	60.8	60.8	62.5	61.8
75°	1854.9	1102.8	92.0	58.5	53.1	51.1	55.1	55.3	56.0	58.2	56.6
77.5°	528.8	343.7	75.2	49.6	45.6	44.7	48.8	49.3	49.6	52.2	49.9
80°	196.5	158.5	62.0	41.6	37.3	37.5	41.3	42.2	42.5	45.0	42.2
82.5°	125.4	104.5	50.2	32.1	29.3	28.9	33.5	34.8	34.8	35.0	33.2
85°	73.1	62.5	37.9	23.3	20.7	19.9	25.0	26.9	26.1	25.5	24.3
87.5°	49.0	42.9	23.3	12.9	11.1	10.6	14.6	16.1	15.5	14.6	13.7
90°	0.0	0.0	0.0	0.0	0.0	0.0	0.0	0.0	0.0	0.0	0.0

(END OF REPORT)